


2040H SERIES

2.00mm PITCH WIRE TO BOARD CONNECTOR



Specifications

Current rating: 1A AC,DC

Voltage rating: 100V AC,DC

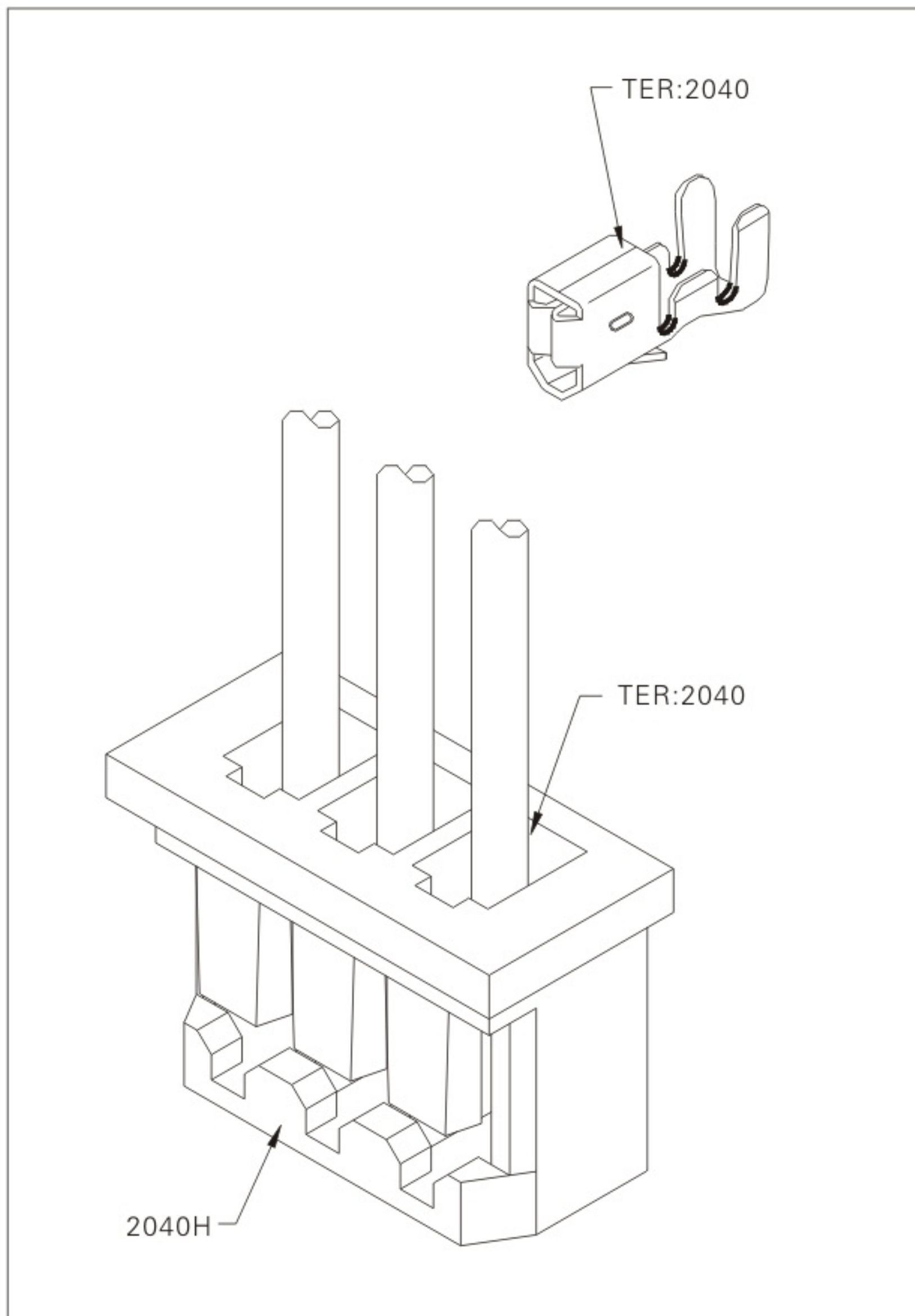
Temperature range: -25°C to + 85°C
(including temperature rise)

Contact resistance: Initial value/10m Ω Max.
After environmental testing/20m Ω Max.

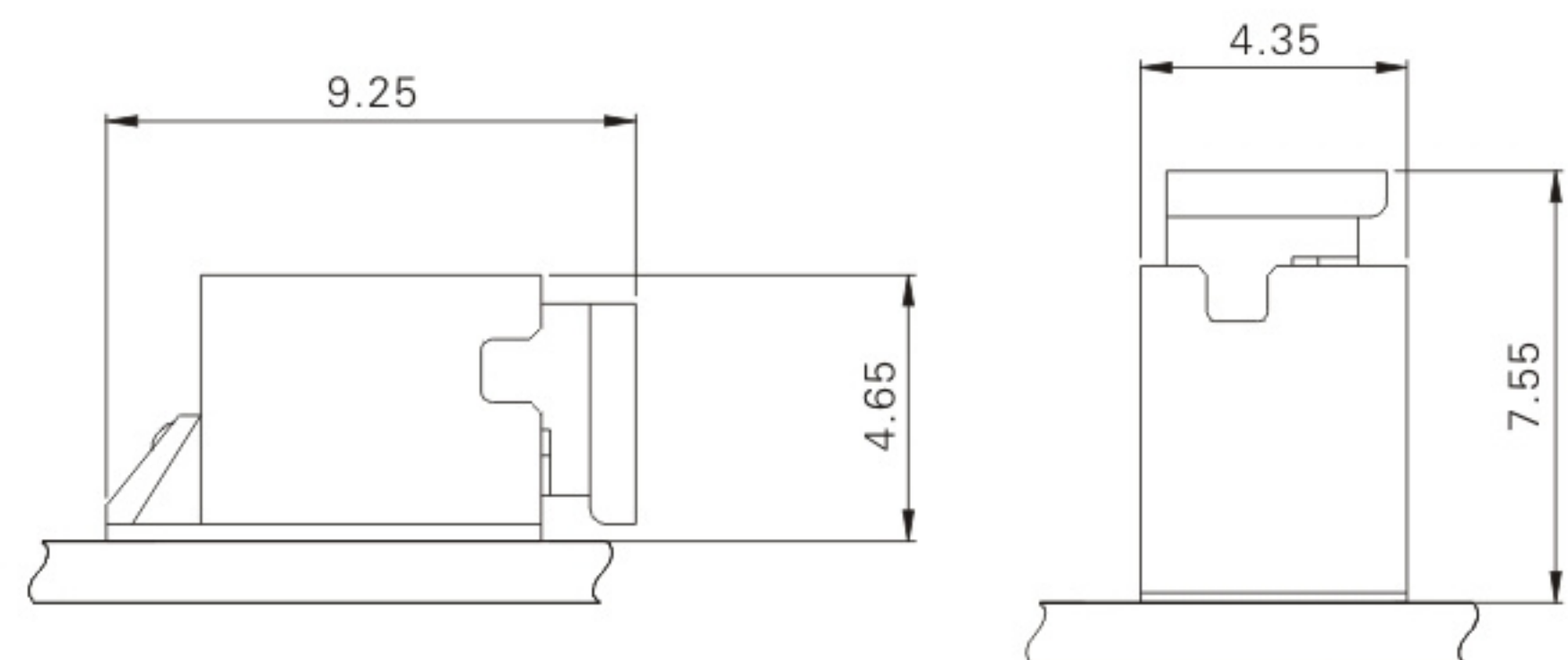
Insulation resistance: 500 M Ω Min.

Withstanding voltage: 1200V AC/minute

Applicable wire: AWG#26-#30



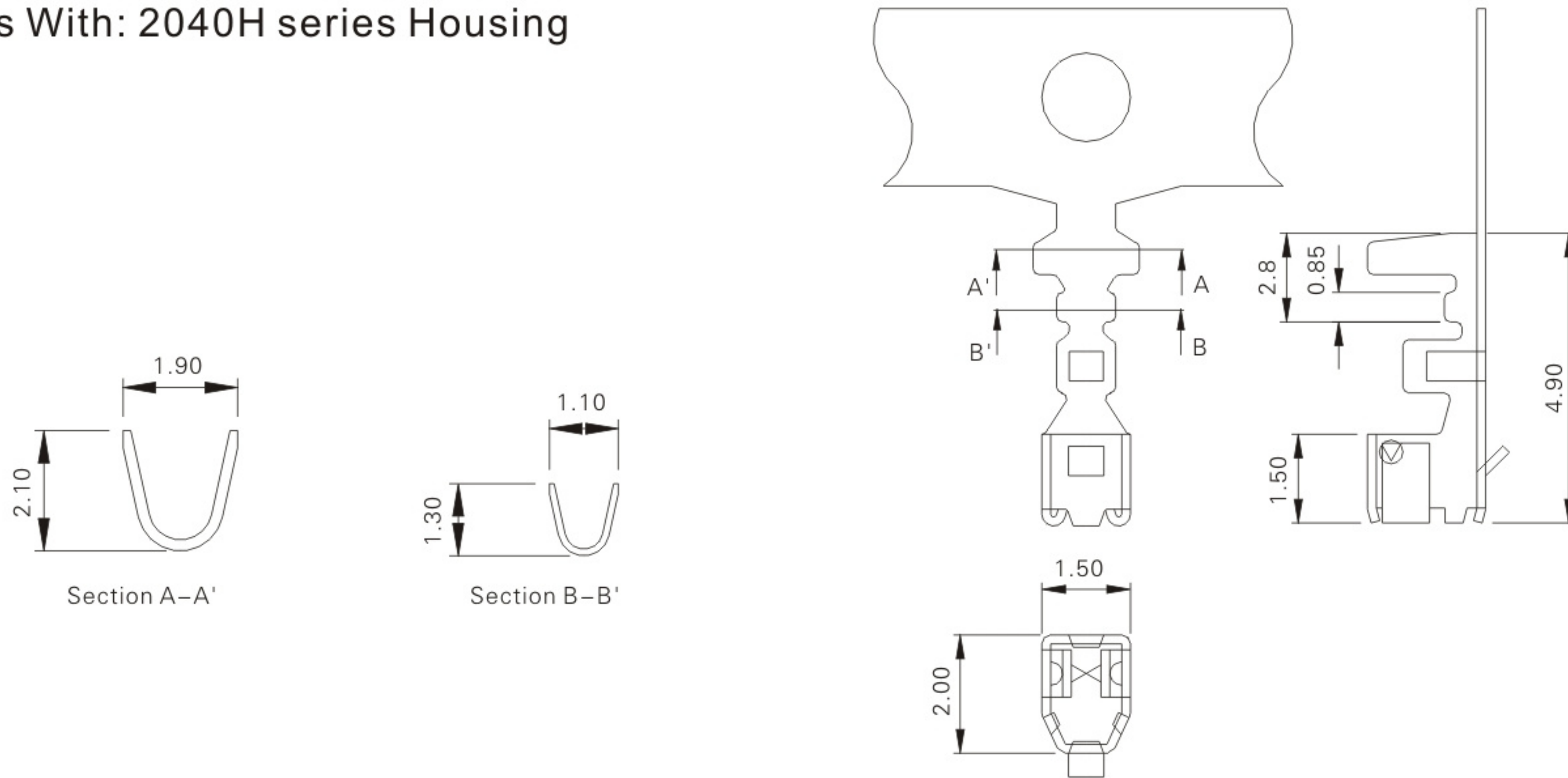
Assembly layout



2040-T (2.0mm pitch crimp terminal)

Reference Informations:

- *Thicjness: 0.15mm
- *Mat'l: Phosphor Bronze Tin Plated
- *Mates With: 2040H series Housing



Ordering Information & Specifications

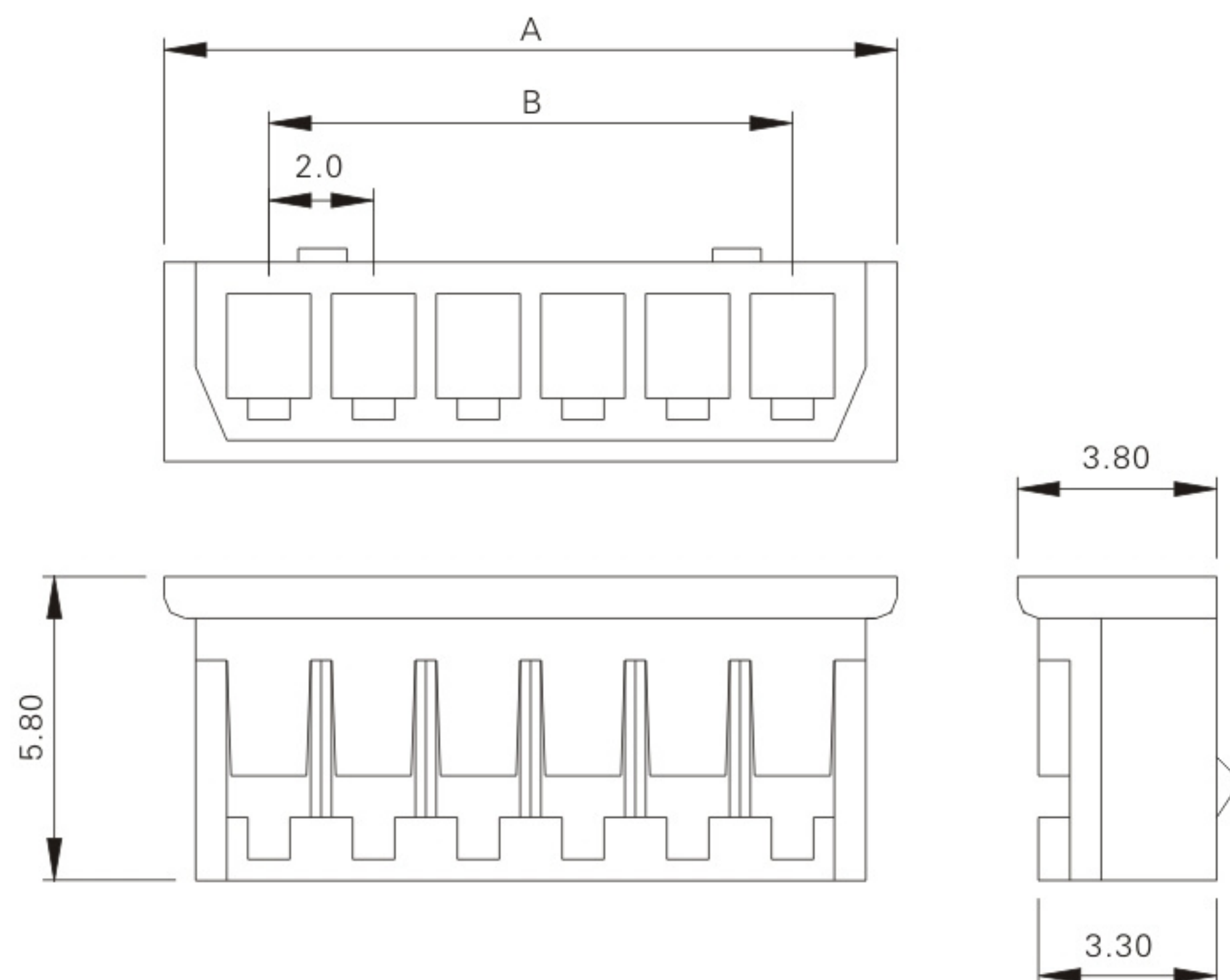
Unit: mm

Part No.	Wire Range	Insulation O.D.	Material	Finish	Qty/reel
2040-P	AWG#26-#30	1.4mm max	Phosphor Bronze	Tin-plated	11,000

2040H (2.0mm pitch crimp housing)

Reference Informations:

- *Mat'l: Nylon 66 UL94V-2 or UL94V-0
- *Mates With: 2040-T series Terminal



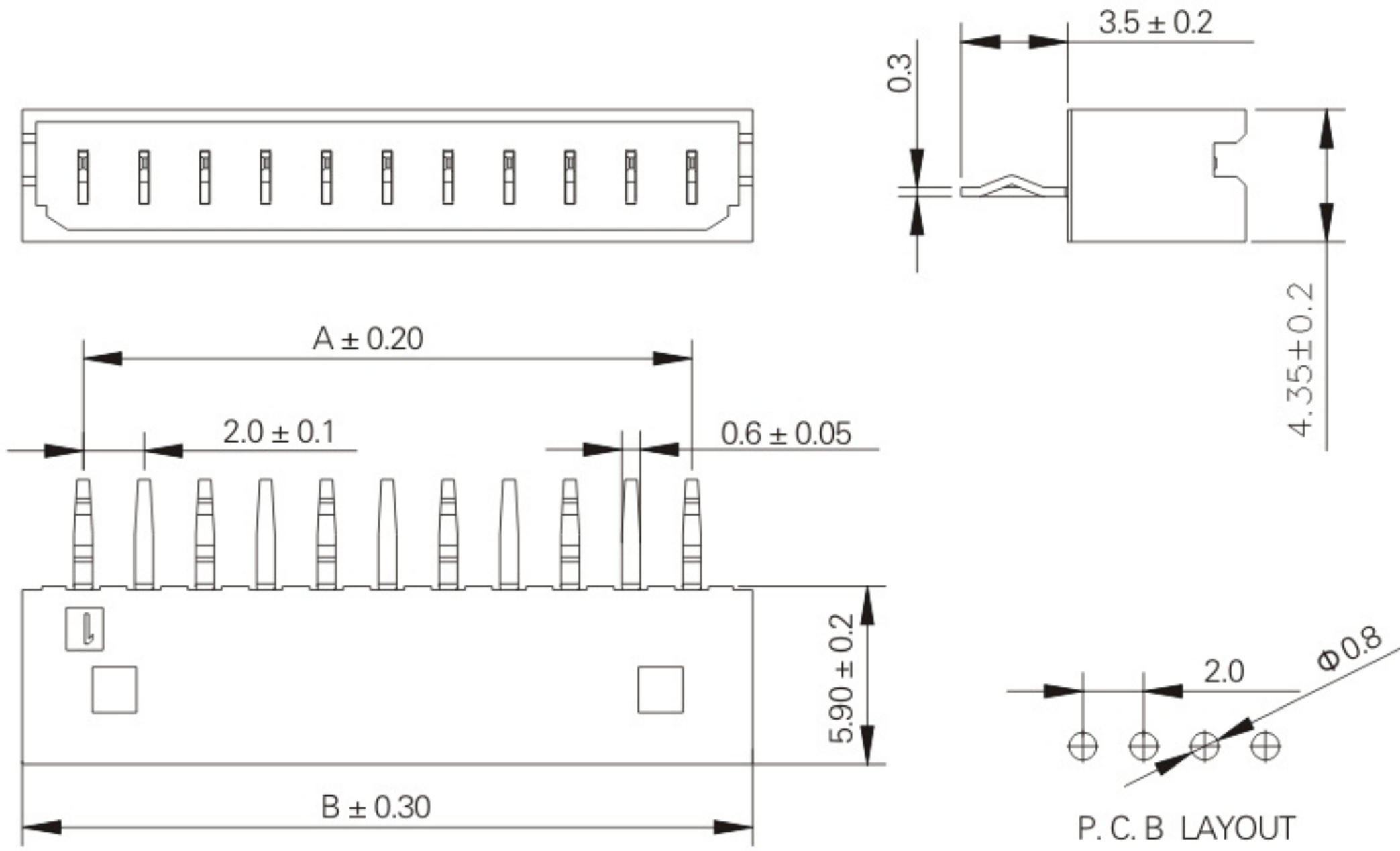
Ordering Information & Dimensions

Circuits	Part No.	DIM.(mm)	
		A	B
02	2040H-02	6.0	2.0
03	2040H-03	8.0	4.0
04	2040H-04	10.0	6.0
05	2040H-05	12.0	8.0
06	2040H-06	14.0	10.0
07	2040H-07	16.0	12.0
08	2040H-08	18.0	14.0
09	2040H-09	20.0	16.0
10	2040H-10	22.0	18.0
11	2040H-11	24.0	20.0
12	2040H-12	26.0	22.0
13	2040H-13	28.0	24.0
14	2040H-14	30.0	26.0
15	2040H-15	32.0	28.0

2040PS-NP (2.00mm pitch 180° wafer)

Reference Informations:

- *Material: Pin Brass/Tin-plated
Water: Nylon 66, UL 94V-0
- *Mates with: 2040H series Housing



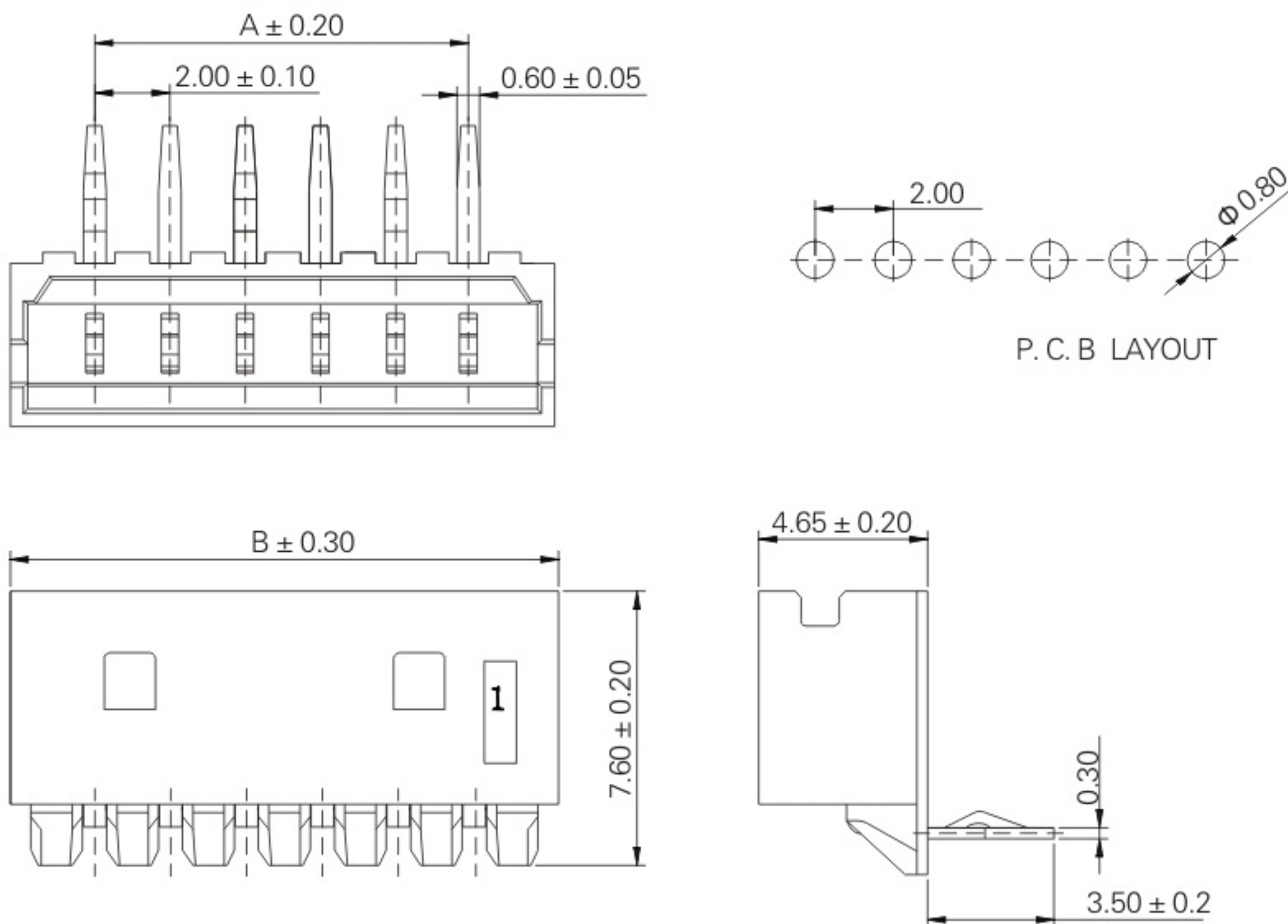
Ordering Information & Dimensions

Part No.	DIM.(mm)	
	A	B
2040PS-02	2.0	6.0
2040PS-03	4.0	8.0
2040PS-04	6.0	10.0
2040PS-05	8.0	12.0
2040PS-06	10.0	14.0
2040PS-07	12.0	16.0
2040PS-08	14.0	18.0
2040PS-09	16.0	20.0
2040PS-10	18.0	22.0
2040PS-11	20.0	24.0
2040PS-12	22.0	26.0
2040PS-13	24.0	28.0
2040PS-14	26.0	30.0
2040PS-15	28.0	32.0

2040PR-NP (2.00mm pitch 180° wafer)

Reference Informations:

- *Material: Pin Brass/Tin-plated
Water: Nylon 66, UL 94V-0
- *Mates with: 2040H series Housing



Ordering Information & Dimensions

Part No.	DIM.(mm)	
	A	B
2040PR-02	2.0	6.0
2040PR-03	4.0	8.0
2040PR-04	6.0	10.0
2040PR-05	8.0	12.0
2040PR-06	10.0	14.0
2040PR-07	12.0	16.0
2040PR-08	14.0	18.0
2040PR-09	16.0	20.0
2040PR-10	18.0	22.0
2040PR-11	20.0	24.0
2040PR-12	22.0	26.0
2040PR-13	24.0	28.0
2040PR-14	26.0	30.0
2040PR-15	28.0	32.0